

HANGING OUT WITH GRAM



Park
Beach
Snack
Swim
Dinner
Storytime

Written by
NANCY VIAU

Illustrated by
AMANDA LENZ

ACTIVITY PACK

for school & home

EDUCATIONAL RESOURCES CREATED BY: The Sunny Side ©

ACTIVITY PACK

for school & home



SEQUENCING THE STORY

Students build comprehension skills by sequencing story events. Choose from cut-and-paste picture templates for early learners or writing templates that let older students explain the beginning, middle, and end in their own words.

FAMILY BINGO

This Family Connection BINGO activity encourages kids to build meaningful bonds at home through simple shared experiences. Families complete fun prompts—like playing a game, taking a walk, or sharing a funny story—to work toward a BINGO together.

ADVENTURE JAR

Create meaningful family moments with this Adventure Jar activity! Kids brainstorm and write (or draw) fun adventures they could go on with their loved one. Then, they add their adventures to an adventure jar. Finally, kids can draw or write about their adventures spent with loved ones.

SUPPLIES








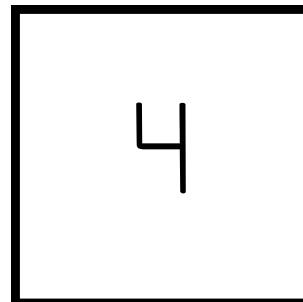


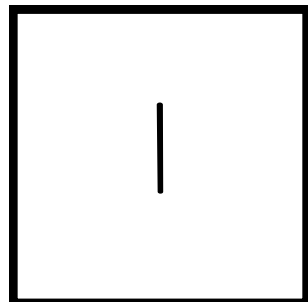
- Printed templates for:
- Story Sequencing pages
- Family Connection BINGO board
- Adventure Jar slips and labels
- Scissors
- Glue sticks or tape
- Crayons, markers, or colored pencils
- Pencils or pens
- Stickers or bingo daubers (optional, for BINGO)
- A clean jar or container (plastic or glass) for the Adventure Jar Craft



Name: _____

STORY SEQUENCE

Directions: Cut, sort, and glue each picture into the matching numbered box to show the story's sequence.



Name: _____

FAMILY BINGO




Directions: Choose activities from the board to do with your family. Check off each activity when it's done and aim for a BINGO!

Write a kind note to someone in your home	Listen to a song and have a dance party	Do a random act of kindness for a neighbor or friend	Make up a silly handshake	Share a funny story
Make a simple obstacle course and do it together	Take turns sharing what you're grateful for	Play a board game together	Build a blanket fort and hang out inside	Cook or bake something together
Go for a walk outside	Play "I Spy" for 5 minutes	FREE SPACE	Have a "no screens" dinner and talk about your day	Do a puzzle as a family
Create a small indoor scavenger hunt	Look at old family photos and talk about them	Build a tower and see how tall you can make it	Visit a nature trail or green space	Go on a color hunt—find objects that are specific color
Go to a playground you've never been to before	Eat your favorite meal together	Visit your local library together	Draw or color a picture together	Do a "guess the object" game with your eyes closed

Name: _____

ADVENTURE JAR



Directions: Write or draw one adventure on each tab. Cut them out and drop them inside a real jar like the one pictured here.

Pick one adventure and go on that adventure with someone you love!

✂

Name: _____

MY ADVENTURE

Directions: Draw a picture showing the adventure you had with your loved one.



CREDITS PAGE

AUTHOR: NANCY VIAU

Nancy Viau acts and feels like she's eight years old, but her grandkiddos are quick to remind her that she is much older. She loves hanging out with them and is inspired by their precociousness, silliness, and endless energy. A former teacher and librarian, and the author of award-winning picture books and middle-grade novels, Nancy enjoys visiting schools and sharing her love of writing and reading with children of all ages. Find her on Instagram: @NancyViau or www.NancyViau.com.



Connect with Nancy



ILLUSTRATOR: AMANDA LENZ

Amanda Lenz brings adventure, charm, and color into every illustration and design to inform, engage, and delight. Amanda resides in Boulder, Colorado. Find her on Instagram (@lenzillustration) or visit www.lenzillustration.com.

THANK YOU

for downloading!



TERMS OF USE

You may...

- ☀️ Use free resources for your own classroom students, or your own personal use.
- ☀️ Reference this product in blog posts, at seminars, professional development, workshops, or other such venues.

You may not...

- ☀️ Claim this work as your own, alter the files in any way, or remove copyright / watermarks.
- ☀️ Sell the files or combine them into another unit for sale/ free.

VISIT MOLLY AT HER WEBSITE TO
LEARN MORE & FOLLOW HER ON
SOCIAL MEDIA TO STAY UP TO DATE!

